

GDLM-MA-0005-WTA-10-00-A


Key Features:

Mini size
 High Reliability
 Auto Power Control
 Low Power Consumption
 Wide Operating Temperature

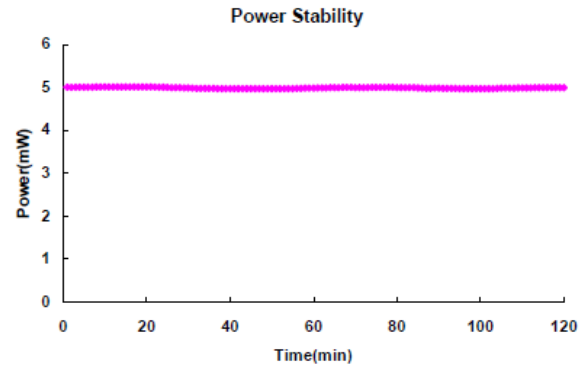
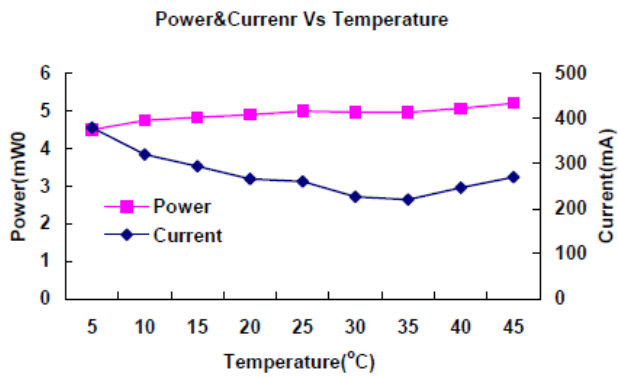
Applications:

Surveying Equipment
 Laser Alignment & Pointing

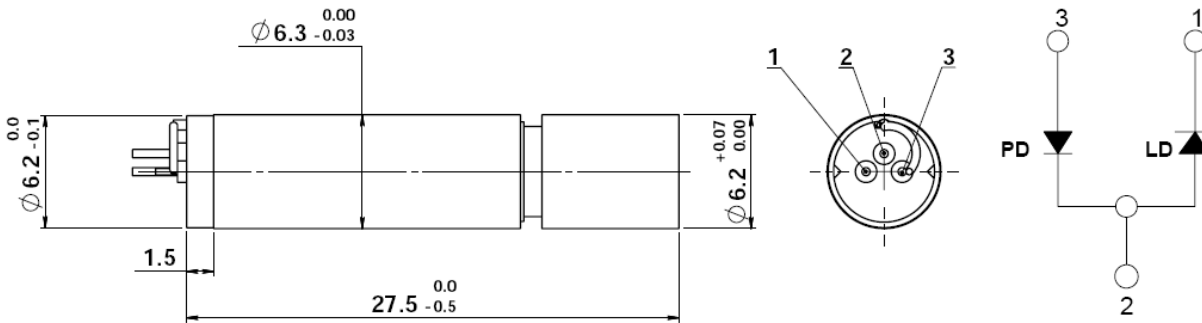
Model Number		GDLM-MA-0005-WTA-10-00-A			
Optical Parameters		Specs			Conditions
		Min	Typ	Max	
Wavelength		531nm	532nm	533nm	
Output Power		0.5mW 3.75mW	0.7mW 5mW	0.9mW 6.25mW	@25°C
Power	2hours @ Constant Temp	-	+/-2%	+/-5%	APC
Stability	Over Operating Temp Range	-	+/-10%	+/-25%	
Operating Temperature (Case)		0~45°C	-	-	APC
Residual IR		-	-	1%	
Beam Diameter		-	-	15mm	At 10m, 1/e ²
Beam Divergence				1.5mrad	Full Angle, 1/e ²
Roundness		70%	80%	100%	
Warm Up Time				1s	0~45°C
Electrical Parameters					
LD Working Current		-	260mA ^①	500mA	
LD Working Voltage		-	2.0V	2.2V	
Monitor Current		3μA	17.5μA	35μA	0.7mW@25°C
		25μA	125μA	250μA	5mW@25°C
GDLM Power Consumption			0.52W ^①	1.1W	
Mechanical Parameters					
Laser Head Dimensions	Length	-	-	27.5mm	
	Diameter	-	-	6.3mm	
Beam Alignment Tolerance	Position(Δr)	-	-	0.7mm	
	Angle	-	-	17.5mrad	
Laser Weight		-	1.23g	-	
Reliability					
Storage Temperature		-	-40 to +85°C	-	
Shock		1500g, 0.5ms, 6 shocks, 3 axes, 2 shocks/axis			
Vibration		20~2000Hz, 0.02g2/Hz, 3 axes, 1hr/axis			
Expected Lifetime (MTTF)		5000hrs	-	-	@R5mW & 25°C

Note: ^① Tcase=25 °C & P=5mW

Typical Output Performance



Dimensions and Pin Configuration (Unit: mm)



Pin Configurations : 1. LD - 2. LD + ,PD- 3.PD+ (Green cable)